


NAYLOR

CONCRETE

Made in the UK

Excellent Construction Products



Prestressed Lintels

Product Brochure

email: lintels@naylor.co.uk web: www.naylorlintels.co.uk



Index of Products

Reasons to trust Naylor	3
Introduction	4
Technical Service	5
Installation	6
Lintels Range	7
Hi-Spec, Fair Faced	8
Economy Range	11
L-Strip	12
Padstones	13

Useful Contacts

Technical Hotline 0800 5424192

Sales Telephone 01226 320810

Sales Fax 01226 320811

www.naylor.co.uk

For brochure downloads & case studies

Specifications@naylor.co.uk

For drawing emails and schedule requests

Technical@naylor.co.uk

For specific requirements and to request technical information

Enquiries@naylor.co.uk

For sales, prices and delivery requirements

Lintels@naylor.co.uk

For orders or to request information



Reasons to trust Naylor

Established over 60 years.

Quality - Naylor Concrete Products are manufactured, quality controlled and continually assessed to ensure compliance to BS EN ISO 9001:2015

UKCA Marking - Naylor Lintels meet the requirements of the Construction Products Regulation in relation to declarations of performance and UKCA.

The fire resistance of Naylor XtraFire lintels has been verified by Warrington Fire. Supporting literature is available upon request.

Extensive suite of Riba Insight specification tools
NBS Source
CPD Providers Network

Supplier member to the BMF
(Builders Merchant Federation)

Associate member of ABC
(Association of Brickwork Contractors)

Member of Mineral Products Association having satisfied the qualifying requirements prescribed by the association.



Introduction

Naylor, a manufacturer of building materials since 1890 combines a wealth of experience in manufacturing techniques and in-depth ranges with a reputation for quality products, service and value for money.

The Naylor lintel range has been continually improved and enhanced over the last 60 years in response to ever changing customer requirements and needs. The result is an unrivalled range offering lintels to suit every situation.

Nationwide Stockists

Naylor produce annually over 1 million metres of lintels in over 100 standard sections of lintels, Naylor Lintel Stockists are therefore offered an unrivalled range of prestressed concrete lintels for both industrial and commercial use.

Naylor Lintel Stockists are located throughout the UK to give back-up and local supply facilities to the end user.

Technical Services

A technical service is available and advice is given for particular requirements and applications. Lintel schedules can be provided from working drawings.

Naylor Lintels can be specified from the NBSPlus Clause F30:740.

Naylor Lintels can be inserted as BIM objects.

CPD Seminars can also be delivered.

Drawings may be e-mailed directly to: technical@naylor.co.uk

Features and Benefits

- **The widest range of any prestressed lintels available from one manufacturer in the UK**
- **A nationwide delivery service and nationwide prices, regardless of site destination**
- **Guaranteed quality and consistency**
- **Technical support and help to anywhere in the UK**
- **A simple pricing policy, you only pay per metre so there are no extra charges for a specific length**
- **All lintels are clearly marked, removing any risk on site that the wrong lintel might be built in**
- **Lintel scheduling service available**
- **A technical hotline and backup service**
- **All lintels are a minimum 30 minutes fire resistance**

Technical Service



Help in specifying our products can be obtained by

Downloading
from NBS Source



Request a
CPD Seminar



Help in specifying our products can be obtained by contacting our technical team.

Advice and guidance can gladly be given for any requirements and applications. Lintel schedules can be provided from working drawings and solutions offered. All proposed lintel schedules are to be checked by the incumbent structural engineer.

Drawings can be emailed directly to:
technical@naylor.co.uk

Or please call our technical hotline on: 0800 5424192

Specification British Standards and Design

The design of Naylor prestressed lintels complies with Eurocode 2 Part 1-1: Design of concrete structures - General rules and rules for buildings.

All Naylor fire rated Lintels produced by Naylor Lintels comply with BSEN1992-1-2:2004 – General rules: Structural Fire design.

Naylor prestressed lintels conform to BSEN845: Part 2: 2013 + A1:2016 - Specification for ancillary components for masonry lintels.

Materials used in the manufacture of Naylor prestressed lintels comply with BSEN206: 2013 + A2:2021 - Concrete specification performance production and conformity, plus BS8500-1: 2015 – Complementary BS to BSEN206 describing ways of specifying concrete and gives specifiers guidance.

The prestressing wire complies with BS5896: 2012 - High tensile steel wire and strand for the prestressing of concrete.

Naylor prestressed lintels have a low water absorption and as a result of the quality controlled dense concrete mix used in their manufacture, they can be used underground providing that the ends of the units are encased in a minimum of 45mm of mortar to the ends of the reinforcing strands.

All Naylor prestressed lintels have a characteristic cube strength of 50 N/mm² and are suitable to accept fixings providing that the tendons contained inside the unit remain undamaged.

Prestressed lintels are likely to display a camber as an inherent property of prestressed elements limited to L/250.

If in doubt . . .

call our **Technical Department**
on **0800 542 4192** or
email: **technical@naylor.co.uk**

Installation

- code of practice

Concrete Lintels

All Hi-Spec, Fair Faced and Fire Spec lintels are marked 'TOP'. This surface should remain uppermost at all times. It is important that the lintels are installed the correct way according to the load bearing situation. If the mark 'TOP' cannot be seen then the unit should be placed so that the reinforcement strand is close to the bottom of the unit and away from the load that is imposed.

Naylor Economy range are fully reversible and can be installed in either direction as per specification. As a consequence these units are not marked.

All lintels should be bedded on a level full mortar bed. Ensure there is a full masonry unit immediately below lintel. Do not use cut-off blocks as they can permit local movement and stresses.

All wall ties, damp proof courses and weep vents should comply with the current building regulations.

Where possible it is advised that on cavity wall construction that both internal and external leaves should be built uniformly.

Before installation all lintels should be examined carefully for signs of any defects or damages.

If lintels are supporting concrete floor check the correct unit has been installed. Take all necessary measures to avoid impact loading of lintels during placing of floor units and any sideways loading during adjustment of floor units. Naylor cannot be held responsible where a lintel depth supporting concrete floor/roofs is specified less than the recommended 140mm.

Our engineers recommend that: No rebate must be formed/cut into lintels, or holes drilled for chemical anchors. Plugging and drilling is acceptable providing that the location of prestressing tendons is not compromised.

For spans greater than 1200mm, lintels should be adequately propped during construction at a maximum of 1200mm centres. Props should not be removed until the mortar has matured.

Hi-Spec Lintels must not be used in a cantilever situation unless specifically designed by a suitably qualified engineering professional.

Cutting

Prestressed concrete Lintels may be cut using a high speed diamond cutting disc. Use of such equipment should be by a properly trained operative who is aware of the health and safety requirements of the machine and the COSHH information for the product.

For Naylor Industries COSHH information which details Naylor Lintels Products, please visit www.naylor.co.uk or call our technical hotline on 0800 5424192.

Lintel end bearing

Lintels are usually supplied with the following allowances for bearing at each end unless otherwise stated.

- 100mm for openings up to and including 1000mm
- 150mm for openings up to and including 3000mm
- 200mm for openings over 3000mm

It is however the responsibility of the building designer to ensure that these end bearings are sufficient so that there is no over stressing of the masonry at the supports.

Steel Lintels

All lintels should be bedded on a level full mortar bed. For spans greater than 1200mm temporary support should be used until the first 3 courses of masonry have matured sufficiently for the support to be removed. In certain cases the door frame, window frame or timber former for the opening are sufficient for this purpose but this is dependant upon the quality and material of the frame or former.

Special Requirements

Should you have any special Lintel requirements that are not detailed in our standard range or wish to discuss any of our products in more detail please call our technical team on 0800 5424192 who will be more than happy to discuss your lintel requirements in more detail.

Naylor Lintel Ranges



Hi-Spec Range - (pages 8, 9 & 10)

All units are pre-stressed to ensure optimum performance and come with 30 minutes fire rating as standard. With a range of 18 different sections sizes and with lengths available from 600mm to 4800mm on certain sections sizes. Due to additives and concrete strength, these units are suitable for use below ground.

Finish

An extruded concrete finish for use normally in plastered/rendered situations.

Order/Specification Code

Use the Hi-Spec reference on our load tables (e.g. S5)



Fair Faced Range - (pages 8, 9 & 10)

A range of lintels with the same performance and fire rating as the standard Hi-Spec range but with a smooth, consistent colour finish.

Finish

Type C Fair Faced finish.

All corners and arrises and faces on the lintel are perfect.

Order/Specification Code

Prefix the Hi-Spec reference with the word Faced (e.g. Faced S5)



Economy Range - (page 11)

A cost effective fully reversible unit for when you have a standard housing situation or small load situation.

Finish

An extruded concrete finish. Standard fire rating of 30 minutes. For use normally in plastered situations. For exposed situations see Fair Faced Range

Order/Specification Code

Please see the Economy Load Tables (e.g. ER1, ER2 etc)



L-Strip Steel Range - (page 12)

A range of Steel L-Shaped angle lintels suitable for brick and stone to carry the external leaf.

Available in galvanised (Pregalv G600) and stainless steel grade 304.



Padstones - (page 13)

A full range of padstones are available with a strength that is a minimum of 50N/mm² and are suitable to take special fixing or any other site situations.

Hi-Spec & Fair Faced Ranges



All units are prestressed to ensure optimum performance and come with 30 minutes fire rating as standard. With a range of 18 different sections sizes and with lengths available up to 4800mm on certain sections sizes.

Hi-Spec Finish





An extruded concrete finish for use normally in plastered situations. **Not for use in exposed painted situations.**



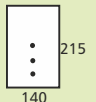
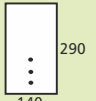
Fair Faced Finish

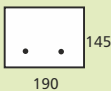
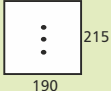
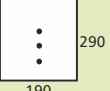
Type C Fair Faced Finish. All corners, arrises and faces on the lintel are perfect. **For use in exposed/painted situations.**

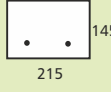
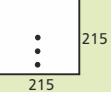
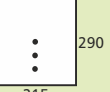
Order/Specification Code

Use the Hi-Spec reference on our load Tables (e.g. S5). For Fair Faced Lintels precede the lintel reference with the word 'Faced', ie Faced S5.

Hi-Spec Range		S4	R6	R9	R12
Load Table Units suitable for 100mm wide walls					
Fire Resistance Available (mins)		30	30	30	30
Suitable For Foundation Use		Yes	Yes	Yes	Yes
Maximum Stock Length Available		3000mm	3000mm	3600mm Longer lengths available on request - up to 4800mm	3600mm
Available Range Finish		Faced	Faced	Faced	Faced
UNFACTORED LOADS IN kN/m					
Length	Clear Span	100x100	100x140	100x215	100x290
900mm	700mm	15.77	38.73	96.25	127.77
1200mm	1000mm	10.90	30.87	62.92	83.26
1500mm	1200mm	9.41	27.22	50.00	77.43
1800mm	1500mm	7.21	19.32	37.15	63.07
2100mm	1800mm	5.04	13.59	28.63	47.94
2400mm	2100mm	3.70	10.04	22.61	36.95
2700mm	2400mm	2.81	7.70	18.13	28.62
3000mm	2700mm	2.19	6.06	14.48	22.77
3300mm	3000mm	n/a	4.88	11.68	18.51
3600mm	3200mm	n/a	4.27	9.78	15.79
Lintel Weight kg/m		23	34	52	70

Hi-Spec Range		R3	S5	R8	R11
Load Table Units suitable for 140mm wide walls					
Fire Resistance Available (mins)		30	30	30	30
Suitable For Foundation Use		Yes	Yes	Yes	Yes
Maximum Stock Length Available		2400mm	3600mm	3600mm Longer lengths available on request - up to 4800mm	3600mm
Available Range Finish		Faced	Faced	Faced	Faced
UNFACTORED LOADS IN kN/m					
Length	Clear Span	140x100	140x140	140x215	140x290
900mm	700mm	55.12	58.05	117.41	155.63
1200mm	1000mm	32.59	36.52	71.19	101.39
1500mm	1200mm	23.01	27.35	54.50	89.79
1800mm	1500mm	14.93	19.20	41.19	68.08
2100mm	1800mm	10.42	13.67	31.18	51.69
2400mm	2100mm	7.65	10.07	23.94	39.78
2700mm	2400mm	n/a	7.68	18.46	30.76
3000mm	2700mm	n/a	6.03	14.63	24.43
3300mm	3000mm	n/a	4.83	11.84	19.82
3600mm	3200mm	n/a	4.20	10.38	16.87
Lintel Weight kg/m		34	47	72	97

Hi-Spec Range		R2	R190	R13
Load Table Units suitable for 190mm wide walls				
Fire Resistance Available (mins)		30	30	30
Suitable For Foundation Use		Yes	Yes	Yes
Maximum Stock Length Available		3600mm	3600mm Longer lengths available on request - up to 4800mm	3600mm
Available Range Finish		Faced	Faced	Faced
UNFACTORED LOADS IN kN/m				
Length	Clear Span	190x145	190x215	190x290
900mm	700mm	85.34	141.00	186.95
1200mm	1000mm	51.57	77.44	121.77
1500mm	1200mm	36.74	59.23	94.50
1800mm	1500mm	24.03	44.70	71.56
2100mm	1800mm	16.85	33.79	54.25
2400mm	2100mm	12.40	25.89	41.68
2700mm	2400mm	9.45	19.92	32.16
3000mm	2700mm	7.40	15.74	25.48
3300mm	3000mm	5.92	12.70	20.62
3600mm	3200mm	4.27	11.11	17.51
Lintel Weight kg/m		66	98	132

Hi-Spec Range		R7	S8	R14
Load Table Units suitable for 215mm wide walls				
Fire Resistance Available (mins)		30	30	30
Suitable For Foundation Use		Yes	Yes	Yes
Maximum Stock Length Available		3600mm	3600mm Longer lengths available on request - up to 4800mm	3600mm
Available Range Finish		Faced	Faced	Faced
UNFACTORED LOADS IN kN/m				
Length	Clear Span	215x145	215x215	215x290
900mm	700mm	100.27	152.21	202.02
1200mm	1000mm	60.61	79.20	127.15
1500mm	1200mm	42.18	60.55	96.07
1800mm	1500mm	27.71	45.67	72.71
2100mm	1800mm	19.49	34.49	55.07
2400mm	2100mm	14.38	26.40	42.27
2700mm	2400mm	10.99	20.29	32.58
3000mm	2700mm	8.62	16.01	25.78
3300mm	3000mm	6.90	12.90	20.83
3600mm	3200mm	4.98	11.27	17.67
Lintel Weight kg/m		75	111	150

Economy Range



A cost effective fully reversible unit for when you have a standard housing situation or small load situation.




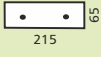



Finish

An extruded concrete finish for use normally in plastered situations. For exposed situations see Fair Faced Range.

Order/Specification Code

Please see the Economy Load Tables (e.g. ER1, ER2 etc).

The Economy Range is manufactured in lengths up to 3m and offer 30 minutes fire resistance only.

Economy Range		ER1	ER2	ER3	ER4	ER6	ER7	ER8
Load Table								
Suitable For Foundation Use		Yes	Yes	Yes	Yes	Yes	Yes	Yes
Available Range Finish		Standard	Standard	Standard	Standard	Standard	Standard	Standard
UNFACTORED LOADS IN kN / m								
Length	Clear Span	100x65	100x140	140x65	215x65	140x140	100x215	140x215
900mm	700mm	9.27	35.30	9.80	19.67	27.18	58.49	67.89
1200mm	1000mm	5.00	20.83	5.56	11.24	15.95	35.32	40.93
1500mm	1200mm	3.46	14.69	3.84	7.79	11.19	24.85	28.76
1800mm	1500mm	2.18	9.49	2.40	4.92	7.16	16.26	18.78
2100mm	1800mm	1.48	6.59	1.61	3.34	4.91	11.40	13.13
2400mm	2100mm	1.05	4.81	1.13	2.38	3.52	8.38	9.62
2700mm	2400mm	n/a	3.63	0.82	1.75	2.61	6.38	7.30
3000mm	2700mm	n/a	2.82	0.61	1.32	1.98	4.99	5.67
Lintel Weight kg/m		16	34	22	34	47	52	72

Economy Range		ER1	ER2	ER3	ER4	ER6	ER7	ER8
Orientation		On Edge	On Edge	On Edge	On Edge	On Edge	On Edge	On Edge
UNFACTORED LOADS IN kN / m								
Length	Clear Span	65x100	140x100	65x140	65x215	140x140	215x100	215x140
900mm	700mm	12.98	26.64	19.18	33.93	27.18	30.73	47.50
1200mm	1000mm	7.53	15.54	11.31	20.47	15.95	17.77	27.93
1500mm	1200mm	5.27	10.92	7.96	14.39	11.19	12.39	19.62
1800mm	1500mm	3.37	7.05	5.14	9.40	7.16	7.88	12.59
2100mm	1800mm	2.32	4.90	3.55	6.58	4.91	5.37	8.66
2400mm	2100mm	1.67	3.59	2.58	4.83	3.52	3.85	6.25
2700mm	2400mm	n/a	2.72	1.94	3.66	2.61	2.84	4.66
3000mm	2700mm	n/a	2.13	1.50	2.85	1.98	2.15	3.55
Lintel Weight kg/m		16	34	22	34	47	51.6	72

Steel Range (L-Strip)



A range of Steel L-Shaped angle lintels suitable for brick and stone to carry the external leaf.

Available in galvanised (Pregalv G600) and stainless steel grade 304. Other specially designed steel lintels available upon request.

All galvanised L-Strip are manufactured from 3mm thick steel.

L-Strip Range		LG85 LS85	LG85 Stone LS85 Stone	LG165 LS165	LG165 Stone LS165 Stone	LG215 LS215	LG215 Stone LS215 Stone
Load Table Units suitable for 90mm and 130mm wide walls							
Maximum Stock Length Available		2100mm	2100mm	2700mm	2700mm	2700mm	2700mm
Available Range Finish		Galvanized Stainless Steel	Galvanized Stainless Steel	Galvanized Stainless Steel	Galvanized Stainless Steel	Galvanized Stainless Steel	Galvanized Stainless Steel
UNFACTORED LOADS IN kN/m							
Length	Clear Span	90x85	130x85	90x165	130x165	90x215	130x215
900mm	700mm	22.85	22.85	32.75	32.75	62.10	62.10
1200mm	1000mm	12.09	12.09	17.32	17.32	32.85	32.85
1500mm	1200mm	8.02	8.02	11.50	11.50	21.15	21.15
1800mm	1500mm	5.37	5.37	7.69	7.69	13.25	13.25
2100mm	1800mm	3.42	3.42	5.51	5.51	8.51	8.51
2400mm	2100mm	n/a	n/a	4.14	4.14	5.46	5.46
2700mm	2400mm	n/a	n/a	3.22	3.22	3.54	3.54
3000mm	2700mm	n/a	n/a	2.58	2.58	n/a	n/a
3300mm	3000mm	n/a	n/a	2.11	2.11	n/a	n/a
3600mm	3200mm	n/a	n/a	1.86	1.86	n/a	n/a
Lintel Weight kg/m		5		7		9	

Padstone Range

Padstones

Dimensions L x W x H mm

215 x 140 x 100

330 x 140 x 100

440 x 140 x 100

215 x 100 x 215

330 x 100 x 215

440 x 100 x 215

660 x 100 x 215

215 x 140 x 215

330 x 140 x 215

440 x 140 x 215

660 x 140 x 215

215 x 215 x 215

330 x 215 x 215

440 x 215 x 215

660 x 215 x 215

330 x 140 x 140

440 x 140 x 140

L-Shaped Padstone - Section mm

Dimensions L x W x H mm

330/330 x 100 x 215

440/440 x 100 x 215



A full range of padstones are available with a strength that is a minimum of 50N/mm².



NAYLOR
CONCRETE
Made in the UK
Excellent Construction Products

**Fire Resistant
Lintel Range**
Incorporating
**Extended XtraFire
Range**

tel: 01226 320810 email: lintels@naylor.co.uk web: www.naylorlintels.co.uk

For a copy of our
**Fire Resistant
Lintel Range
brochure**

email lintels@naylor.co.uk



Hi-Spec and Fair Faced Lintels



Fire-Spec, Faced Fire and UltraFire Lintels



Padstones



L-Strip Lintels



Precast Concrete



Fencing Materials

Naylor Industries plc - more than 130 years of production and supply to the Construction Industry

- Vitrified clay pipe systems for trench and trenchless installation
- Thermachem - Chemical Drainage and Industrial Ceramics
- Band-Seal couplings for the repair of and connections into existing pipelines
- Plastic Land Drainage, Twinwall Ducting Systems and Access Boxes
- Yorkshire Flowerpots, a range of frostproof plant pots

NAYLOR
CONCRETE

Made in the UK

Excellent Construction Products

NAYLOR CONCRETE PRODUCTS LIMITED

NAYLOR LINTELS DIVISION
WHALEY ROAD, BARUGH GREEN
BARNSELY
SOUTH YORKSHIRE S75 1HT

TELEPHONE: 01226 320810
FACSIMILE: 01226 320811
EMAIL: LINTELS@NAYLOR.CO.UK
WEB: WWW.NAYLORLINTELS.CO.UK

NAYLOR

CONCRETE

Made in the UK

Excellent Construction Products



**Fire Resistant
Lintel Range**

Incorporating
**Extended XtraFire
Range**

tel: 01226 320810

email: lintels@naylor.co.uk

web: www.naylorlintels.co.uk

Contents

Fire Resistant Lintel Selector

3

XtraFire Range

4

Fire-Spec & Faced Fire-Spec Ranges

5

6

Technical & Specifications

7

Useful Contacts

Technical Hotline 0800 5424192

Sales Telephone 01226 320810

Sales Fax 01226 320811

www.naylor.co.uk

For brochure downloads & case studies

Specifications@naylor.co.uk

For drawing emails and schedule requests

Technical@naylor.co.uk

For specific requirements and to request technical information

Lintelenquiries@naylor.co.uk

For sales, prices and delivery requirements

Lintelorders@naylor.co.uk

For orders or to request information

Fire Resistant Lintel Selector



Naylor have the solution to all your fire resistant lintel requirements.

Now incorporating Extended XtraFire range

		FIRE RATING REQUIREMENT - MINUTES				
		30	60	90	120	240
WIDTH AVAILABLE	100mm	■ Hi-Spec ■ Fair Faced	■ XtraFire	■ XtraFire	■ XtraFire	■ XtraFire
	140mm	■ Hi-Spec ■ Fair Faced	■ XtraFire ■ Fire Spec ■ Faced Fire	■ XtraFire ■ Fire Spec ■ Faced Fire	■ XtraFire	■ XtraFire
	190mm	■ Hi-Spec ■ Fair Faced	■ Fire Spec ■ Faced Fire	■ Fire Spec ■ Faced Fire	■ Fire Spec ■ Faced Fire	
	215mm	■ Hi-Spec ■ Fair Faced	■ XtraFire ■ Fire Spec ■ Faced Fire	■ XtraFire ■ Fire Spec ■ Faced Fire	■ XtraFire ■ Fire Spec ■ Faced Fire	■ XtraFire

10 Reasons

To trust and specify Naylor Prestressed Fire Resistant Lintels

- 1 XtraFire lintels are tested by Exova Warrington fire testing facility
- 2 UKCA Marking - Naylor Lintels meet the requirements of the Construction Products Regulation in relation to declarations of performance and UKCA
- 3 Naylor Prestressed Lintels can be cut on site, providing a distinct advantage over other methods of manufacture
- 4 Quality - Naylor Concrete Products are manufactured, quality controlled and continually assessed to ensure compliance to BS EN ISO 9001:2015
- 5 XtraFire Lintels use cement replacement technology, which uses less than 20% of the energy and produces less than 10% of the CO2 emissions compared to Portland cement production
- 6 Extensive suite of specification tools
 - NBS Source
 - CPD Providers Network
- 7 Member of British Precast Concrete Federation having satisfied the qualifying requirements prescribed by the federation
- 8 Supplier member to the BMF (Builders Merchant Federation)
- 9 Associate member of ABC (Association of Brickwork Contractors)
- 10 Technical Advice just a phone call away

XtraFire Range

warringtonfire

LUCIDEON








XtraFire is a single cast lintel which has been independently tested for fire resistance and load bearing capacity by Warrington Fire and Lucideon.

Fire Rating - The XFR6 lintels are fire rated up to R180 minutes for load-bearing, the XFR9, XFS5, XFR8 and XFS8 lintels are fire rated up to R240 minutes for load bearing. Please contact Naylor Technical for more information on other fire criterion.

Finish - An ex steel mould finish similar to our current fairfaced product made from specialist wet cast concrete. Having pencil round edges but with a possibility of small air holes on the lintel surface.



Key selling points	New XtraFire
Solid concrete 1 Part unit. No need for additional coatings	✓
Smooth ex steel mould finish	✓
Shorter lead times	✓
More durable during stocking / storage	✓
Can be cut on site. Unlike other methods of manufacture	✓
Increased durability over time	✓
Can be fixed into on site (liaise with Naylor Technical Department)	✓
Can be used in aggressive environments	✓
Can be exposed to cyclic wetting/drying	✓

XtraFire Range		XFR6	XFR9	XFS5	XFR8	XFS8
Load Table		100mm wide walls	100mm wide walls	140mm wide walls	140mm wide walls	215mm wide walls
For XtraFire Resistance you need XtraFire						
Fire Resistance Available (mins)		R60 R90 R120 R180	R60 R90 R120 R180 R240	R60 R90 R120 R180 R240	R60 R90 R120 R180 R240	R60 R90 R120 R180 R240
Maximum Stock Length Available		2700mm	3600mm			
UNFACTORED LOADS IN kN/m						
Length	Clear Span	100x140	100x215	140x140	140x215	215x215
900mm	700mm	29.74	65.73	29.02	107.48	99.05
1200mm	1000mm	15.18	47.67	17.80	61.20	72.06
1500mm	1200mm	10.66	39.41	12.48	43.79	56.82
1800mm	1500mm	6.64	25.10	8.00	28.60	37.28
2100mm	1800mm	4.72	19.40	5.49	20.33	26.18
2400mm	2100mm	3.42	14.40	3.95	15.06	19.29
2700mm	2400mm	2.56	11.07	2.94	11.57	14.71
3000mm	2700mm	1.97	8.74	2.24	9.14	11.51
3300mm	3000mm	1.54	7.05	1.59	7.37	9.20
3600mm	3200mm	0.92	6.17	1.11	6.45	8.00
Lintel weight kg/m		32	49	47	72	111

Fire-Spec & Faced Fire-Spec Ranges

Fire-Spec Range

Naylor Fire-Spec collection is our ex-steel mould finish range of high performance units. They are available in 60, 90 and 120 minutes, dependant upon the section width.

Fire-Spec References

To specify units from this range prefix the Hi-Spec reference with the word 'Fire'.

Example: Fire S5







Fair Faced Fire-Spec Range

Naylor Fair Faced Fire-Spec lintels are also available in a class C fair faced finish and again with a 60, 90 and 120 minute fire rating.

Fair Faced Fire-Spec References

To specify Units from this range prefix the Hi-Spec references with the word 'Faced Fire'

Example: Faced Fire S5

Fire-Spec Range		Fire R3		Fire S5		Fire R8		Fire R11	
Load Table Units suitable for 140mm wide walls									
Maximum Stock Length Available		3000mm		3600mm		3600mm		3600mm	
Available Range Finish		Faced		Faced		Faced		Faced	
Fire Resistance Available (mins)		60	90	60	90	60	90	60	90
UNFACTORED LOADS IN kN/m									
Length	Clear Span	140x100	140x100	140x140	140x140	140x215	140x215	140x290	140x290
900mm	700mm	42.68	17.12	38.81	25.37	113.90	107.27	149.00	143.35
1200mm	1000mm	24.96	9.79	26.62	17.35	66.63	60.54	97.06	93.37
1500mm	1200mm	17.54	6.79	22.92	14.90	52.01	47.75	85.74	81.60
1800mm	1500mm	11.31	4.28	17.55	11.35	39.19	35.86	65.00	61.85
2100mm	1800mm	7.84	2.90	12.26	7.88	29.60	27.02	49.34	46.93
2400mm	2100mm	5.72	2.05	9.00	5.74	22.68	20.66	37.96	36.10
2700mm	2400mm	n/a	1.50	6.85	4.33	17.47	15.87	29.34	27.89
3000mm	2700mm	n/a	n/a	5.36	3.35	13.82	12.53	23.29	22.13
3300mm	3000mm	n/a	n/a	4.28	2.65	11.16	10.11	18.89	17.94
3600mm	3200mm	n/a	n/a	3.72	2.28	9.78	8.84	16.08	15.29
Lintel Weight kg/m		34		47		72		98	

Fire-Spec & Faced Fire-Spec Ranges

Fire-Spec Range		Fire R2			Fire R190			Fire R13		
Load Table Units suitable for 190mm wide walls										
Maximum Stock Length Available		3600mm			3600mm Longer lengths available on request - up to 4800mm			3600mm		
Available Range Finish		Faced			Faced			Faced		
Fire Resistance Available (mins)		60	90	120	60	90	120	60	90	120
UNFACTORED LOADS IN kN/m										
Length	Clear Span	190x145	190x145	190x145	190x215	190x215	190x215	190x290	190x290	190x290
900mm	700mm	85.34	70.58	54.60	135.35	131.45	127.62	179.74	173.11	167.65
1200mm	1000mm	51.57	42.15	32.18	71.70	65.73	64.34	117.06	112.73	107.70
1500mm	1200mm	36.74	29.86	22.65	55.66	51.79	52.60	90.25	85.89	81.36
1800mm	1500mm	24.03	19.40	14.59	41.87	38.83	39.33	68.32	65.01	61.56
2100mm	1800mm	16.85	13.52	10.09	31.58	29.20	29.52	51.78	49.25	46.62
2400mm	2100mm	12.39	9.90	7.32	24.14	22.28	22.49	39.77	37.81	35.77
2700mm	2400mm	9.45	7.50	5.50	18.54	17.07	17.22	30.67	29.14	27.56
3000mm	2700mm	7.40	5.84	4.24	14.62	13.44	13.54	24.29	23.07	21.80
3300mm	3000mm	5.92	4.64	3.33	11.78	10.80	10.88	19.64	18.64	17.60
3600mm	3200mm	4.27	3.33	2.37	10.29	9.42	9.49	16.67	15.85	15.05
Lintel Weight kg/m		66			98			132		

Fire-Spec Range		Fire R7			Fire S8			Fire R14		
Load Table Units suitable for 215mm wide walls										
Maximum Stock Length Available		3600mm			3600mm Longer lengths available on request - up to 4800mm			3600mm		
Available Range Finish		Faced			Faced			Faced		
Fire Resistance Available (mins)		60	90	120	60	90	120	60	90	120
UNFACTORED LOADS IN kN/m										
Length	Clear Span	215x145	215x145	215x145	215x215	215x215	215x215	215x290	215x290	215x290
900mm	700mm	87.76	76.72	63.08	146.16	142.07	129.49	194.22	187.40	181.55
1200mm	1000mm	53.00	45.80	37.32	73.37	67.30	61.10	121.46	117.52	113.78
1500mm	1200mm	37.74	32.44	26.32	56.93	53.01	48.85	91.75	88.77	85.93
1800mm	1500mm	24.66	21.06	16.99	42.80	39.71	36.46	69.42	67.14	64.98
2100mm	1800mm	17.27	14.67	11.77	32.24	29.83	27.31	52.56	50.83	49.18
2400mm	2100mm	12.69	10.73	8.55	24.62	22.73	20.76	40.33	38.99	37.71
2700mm	2400mm	9.66	8.12	6.43	18.89	17.40	15.84	31.07	30.02	29.02
3000mm	2700mm	7.55	6.32	4.96	14.87	13.67	12.42	24.57	23.73	22.94
3300mm	3000mm	6.02	5.01	3.90	11.96	10.97	9.94	19.84	19.16	18.50
3600mm	3200mm	4.33	3.59	2.78	10.44	9.56	8.64	16.82	16.23	15.81
Lintel Weight kg/m		75			111			150		

Technical Service



Help in specifying our products can be obtained by

Downloading
from NBS Source



Request a
CPD Seminar



Help in specifying our products can be obtained by contacting our technical team.

Advice and guidance can gladly be given for any requirements and applications. Lintel schedules can be provided from working drawings and solutions offered. All proposed lintel schedules are to be checked by the incumbent structural engineer.

Drawings can be emailed directly to:
technical@naylor.co.uk

Or please call our technical hotline on: 0800 5424192

Specification British Standards and Design

The design of Naylor prestressed lintels complies with Eurocode 2 Part 1-1: Design of concrete structures - General rules and rules for buildings.

All Naylor fire rated Lintels produced by Naylor Lintels comply with BSEN1992-1-2:2004 – General rules: Structural Fire design.

Naylor prestressed lintels conform to BSEN845: Part 2: 2013 + A1:2016 - Specification for ancillary components for masonry lintels.

Materials used in the manufacture of Naylor prestressed lintels comply with BSEN206: 2013 + A2:2021 - Concrete specification performance production and conformity, plus BS8500-1: 2015 – Complementary BS to BSEN206 describing ways of specifying concrete and gives specifiers guidance.

The prestressing wire complies with BS5896: 2012 - High tensile steel wire and strand for the prestressing of concrete.

Naylor prestressed lintels have a low water absorption and as a result of the quality controlled dense concrete mix used in their manufacture, they can be used underground providing that the ends of the units are encased in a minimum of 45mm of mortar to the ends of the reinforcing strands.

All Naylor prestressed lintels have a characteristic cube strength of 50 N/mm² and are suitable to accept fixings providing that the tendons contained inside the unit remain undamaged.

Prestressed lintels are likely to display a camber as an inherent property of prestressed elements limited to L/250.

If in doubt . . .

call our **Technical Department**
on **0800 542 4192** or
email: **technical@naylor.co.uk**



Hi-Spec and Fair Faced Lintels



Fire-Spec, Faced Fire and XtraFire Lintels



Padstones



L-Strip Lintels



Precast Concrete



Fencing Materials

Naylor Industries plc - more than 130 years of production and supply to the Construction Industry

- Vitrified clay pipe systems for trench and trenchless installation
- Thermachem - Chemical Drainage and Industrial Ceramics
- Band-Seal couplings for the repair of and connections into existing pipelines
- Plastic Land Drainage, Twinwall Ducting Systems and Access Boxes
- Yorkshire Flowerpots, a range of frostproof plant pots

NAYLOR
CONCRETE

Made in the UK

Excellent Construction Products

NAYLOR CONCRETE PRODUCTS LIMITED

NAYLOR LINTELS DIVISION
WHALEY ROAD, BARUGH GREEN
BARNLEY
SOUTH YORKSHIRE S75 1HT

TELEPHONE: 01226 320810
FACSIMILE: 01226 320811
EMAIL: LINTELS@NAYLOR.CO.UK
WEB: WWW.NAYLORLINTELS.CO.UK

A Member of the Naylor Group of Companies